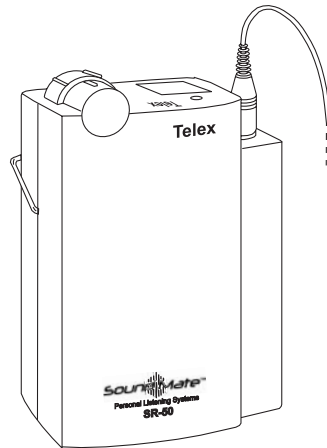


# Telex

---

## Operating Instructions



**Sound Mate™**

SR-50  
Single Channel  
Receiver

---

**TELEX®**

---

## SPECIFICATIONS

### SR-50 Single Channel Receiver

Temperature Range	0 to +50 degrees C
Supply Voltage	2-3 Volts, (2) AA Batteries
Quiescent Current	20 mA
Available Frequencies	Refer to Frequency Chart
Sensitivity (12 dB SINAD @ 25 kHz Deviation)	0.5 $\mu$ V typical/1 $\mu$ V maximum Adjacent Channel
Rejection $\pm$ 200 kHz Image and Spurious	More than 35 dB Down
Rejection	More than 50 dB Down
Signal-to-Noise Ratio @ 1 mV input	More than 60 dB
Distortion	Less than 2%
Audio Frequency Response 100 Hz-10 kHz	Less than 3 dB Variation
Audio Output @ 10% Distortion	

	2.0V	3.0V
8 Ohm	15 mW	80 mW
32 Ohm	10 mW	50 mW

Controls and Connections Volume OFF/ON Switch  
Receiver Jack (Audio Output)

## **OPERATING FEATURES**

### **Volume OFF/ON Control**

This thumbwheel control serves as both an off/on switch and as a volume control. The Receiver is turned off when the control is in the extreme counterclockwise position, when viewed from the rear, and the volume is loudest when the control is in the extreme clockwise position as indicated on the volume control.

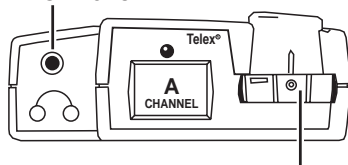
### **Headphone Jack**

The headphone jack accepts a 0.140-inch (3.5 mm) diameter miniature mono or stereo phone plug. A variety of accessory units can be plugged into this jack for reception of the desired channel(s) being transmitted.

### **Belt Clip**

The belt clip supplied is detachable by spreading the wire apart at the tops and removing one side of the clip from the case and then the other.

**HEADPHONE JACK**



**VOLUME OFF/ON CONTROL**

## **OPERATION**

---

### **General**

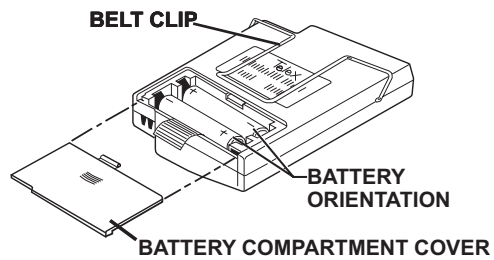
The Telex SR-50 single channel receiver operates on 17 factory preset channels in the 72 to 76 MHz frequency band and is designed to operate with the Telex TW-6, AAT-2, PST-16, ST-200, PST-170, and ST-300 transmitters.

To operate the SR-50 Receiver:

1. Select a suitable location for the receiver, and try to keep a clear, unobstructed path between the transmitter and the receiver antenna for clear reception.
2. Plug the earphone into the receiver jack.
3. Rotate the VOLUME OFF/ON control slowly in the clockwise direction while monitoring the volume level.
4. When satisfied with the volume level, place the receiver in a pocket or clip it to your belt for convenience.
5. Always return the VOLUME OFF/ON control to the OFF position when the receiver is not in use to preserve battery life and prevent battery leakage.

## **BATTERY REPLACEMENT**

---



The SR-50 Receiver uses two (2) AA batteries. When the batteries are low, the sound will be distorted. Replace weak batteries with two fresh AA batteries, and position them in the battery compartment as illustrated.

The life of rechargeable nickel-cadmium batteries is 6 to 8 hours, and life of replaceable alkaline batteries is approximately three times as long.

**NOTE:** if the unit is to be stored for any length of time, make sure you remove the batteries from the unit.

**FREQUENCY CHART**

---

**SR-50 FREQUENCIES**

<b>DASH No.</b>	<b>CHANNEL</b>	<b>FREQ. in MHz</b>
-031	A	72.100
-032	B	72.200
-033	C	72.300
-034	D	72.400
-035	E	72.500
-036	F	72.600
-037	G	72.700
-038	H	72.800
-039	I	72.900
-040	J	75.500
-041	K	75.600
-042	L	75.700
-043	M	75.800
-044	N	75.900
-045	O	74.700
-046	P	75.300
-047	Q	75.400

**FCC INFORMATION TO THE USER**

---

The Telex Model SR-50 is authorized under Part 15 of the Federal Communication's rules. Any changes or modifications made to this receiver could void the user's authority to operate the equipment.

**OPTIONAL ACCESSORIES**

---

<b>Description</b>	<b>Catalog No.</b>
Earphone (single) . . . . .	59840-005
Earphone (dual) . . . . .	59840-007
Lightweight Headphone. . . . .	59840-003
Full Cushion Headphone. . . . .	63510-021
Button Receiver and 30" cord . . . . .	64115-001
NL-4 Induction Coil Neckloop . . . . .	71120-001

**WARRANTY INFORMATION**

FILL OUT AND RETAIN THIS PORTION FOR YOUR RECORDS

Model(s) \_\_\_\_\_ Serial No(s): \_\_\_\_\_  
Date of Purchase \_\_\_\_\_  
Purchased From \_\_\_\_\_  
Address \_\_\_\_\_  
City \_\_\_\_\_ State \_\_\_\_\_ Zip \_\_\_\_\_

**LIMITED WARRANTY (VALID UNITED STATES AND CANADA ONLY)**

TELEX Communications, Inc. ("Telex") warrants to the user, who originally purchased the serialized product delivered with this card, that the product will be free from defects in material and workmanship for the following periods after such date of purchase. Material 36 months, workmanship 36 months. Micro-phones, earphones, neckloops, cables & connectors are warranted for ninety days. Telex will, at its option, repair or replace free of charge such defective products subject to the following conditions:

1. Delivery of the product or parts postage prepaid to the Telex dealer, authorized service facility or factory.
2. Determination by Telex that a defect exists and is covered by limited warranty. Defects due to alteration, repair by unauthorized persons, insertion of non-Telex parts, misuse, accidental damage, use of the equipment for purposes other than those for which it was designed, and the like, are not covered by this limited warranty and repairs thereof will be subject to normal service charges.
3. Repairs and replacement parts are covered under this limited warranty only for the unexpired term of the original limited warranty.
4. Products purchased from unauthorized dealers are not warranted.
5. You must fill out and return the product warranty card to register the purchase date of serialized items. A copy of the bill of sale showing the date of purchase must accompany all warranty work.

THIS LIMITED WARRANTY IS EXPRESSLY IN LIEU OF ANY EXPRESS OR IMPLIED WARRANTY, INCLUDING ANY IMPLIED WARRANTY OR MERCHANTABILITY OR FITNESS FOR A PARTICULAR PURPOSE WHICH EXTENDS BEYOND THE TERM HEREOF. THE REMEDIES PROVIDED BY THIS LIMITED WARRANTY ARE THE ONLY REMEDIES AVAILABLE TO ANY PERSON. NO PERSON HAS ANY AUTHORITY TO BIND TELEX TO ANY REPRESENTATION OR WARRANTY OTHER THAN THOSE PROVIDED BY THIS LIMITED WARRANTY. TELEX SHALL NOT BE LIABLE FOR ANY INCIDENTAL OR CONSEQUENTIAL DAMAGES CAUSED BY FAILURE OR OTHERWISE OF THE PRODUCT.

Some states do not allow exclusions or limitations of incidental or consequential damages or limitations on how long an implied warranty lasts, so the limitations or exclusions herein may not apply to you. This warranty gives you specific legal rights, and you may also have other rights which vary from state to state.



Detach Warranty Registration and mail to:  
Telex Communications, Inc.  
12000 Portland Ave. South,  
Burnsville, MN 55337



**WARRANTY REGISTRATION**  
SOUND ENHANCEMENT SYSTEMS  
Limited Warranty (Previous Page)

Owner's Name \_\_\_\_\_  
Address \_\_\_\_\_  
City \_\_\_\_\_ State \_\_\_\_\_ Zip \_\_\_\_\_  
Purchased From \_\_\_\_\_  
Address \_\_\_\_\_  
City \_\_\_\_\_ State \_\_\_\_\_ Zip \_\_\_\_\_  
Date of Purchase \_\_\_\_\_  
Model No(s): \_\_\_\_\_ Serial No(s): \_\_\_\_\_

**TELEX®**

TELEX COMMUNICATIONS, INC. 12000 Portland Ave. So., Burnsville MN 55337 U.S.A.

PN 804054

June 2004

Made in U.S.A.